



EST/EST-EXT

Chemical Sanitizing
Single Rack
Dishwashers



MODEL EST-AH



MODEL EST-AH-EXT
(Tall)
(20-1/2" DISH
CLEARANCE)



OPTIONAL 3 DOOR
MODEL AVAILABLE FOR
STRAIGHT AND
CORNER OPERATION

FEATURES:

- **ENERGY STAR® Approved.**
- 40 racks / 160 covers per hour.
- Economical to operate. Uses only **1.09** gallons of water per cycle.
- All Stainless Steel construction assures long life and years of trouble free operation.
- Top mounted controls include built-in chemical pumps and delimiting system that assures proper chemical usage.
- Power drain saves space, eliminates noisy solenoid and external sump. Drains quickly.
- Available for straight or corner applications.
- Integrated scrap tray prevents food soil from entering drain system.
- Auto start/stop makes operation safe and easy.
- Unique sanitizing system provides instant sanitation and eliminates chlorine damage to the machine.
- Stainless Steel impeller offers extended life.
- Stainless Steel scrap tray, long lasting.
- Water inlet comes with built-in strainer, prevents debris from clogging the water valve.
- Dishmachine comes with 2 dishracks.


**CONVERTIBLE CORNER TO
STRAIGHT AND STRAIGHT TO
CORNER.**

Available Options


- Solid/Powder Dual Bowl Dispenser
Alternative cycle times
72 Seconds
2 Minutes
3 Minutes
- The "TEMP-SURE" requires a separate 208-240v
3 phase 40 amp power supply.
- Sanitizer Alarm
- Stainless Steel Dishtables
- Alternative Cycle Times
- Alternative Electrical Available
- Stainless Steel Scrap Trap in lieu of Poly Pro
- Slant shelf 21"X42"
- Extended height




Power drain saves space, eliminates noisy solenoid and external sump. Drains quickly.



Self cleaning pump screen eliminates operator error. Saves service calls.



Unique sanitizing system sanitizer injector is located close to pump, allowing sanitizing to take place immediately. Strategic location eliminates chlorine damage to the machine.



Built-in "Poly Pro"™ scrap accumulator.

CMA
MIZER
Registered Trademark



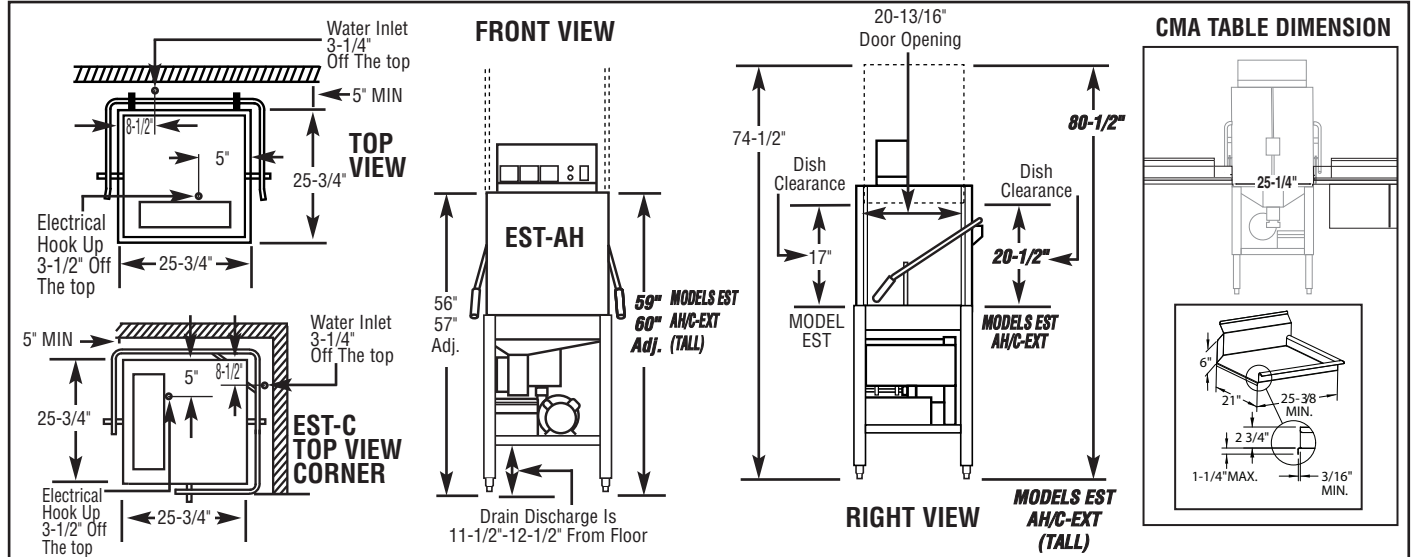


EST/EST-EXT

Chemical Sanitizing Single Rack Dishwasher

WARNINGS:

- Plumbing connections must be made by a qualified service company who will comply with all available Federal, State, and Local Health, Plumbing and Safety codes.
- CMA recommends utilizing a water softening system to maintain water hardness measurements of 3.5 gpg (grains per gallon) or less. This will assure maximum results and optimum operation of the dishwasher.



Specifications:

MODEL EST	USA	METRIC		USA	METRIC
WATER CONSUMPTION			FRAME DIMENSIONS		
PER RACK	1.09 GAL.	(4.12L)	DEPTH	25-3/4"	(65.4cm)
PER HOUR	43.6 GPH	(165 L)	WIDTH	25-3/4"	(65.4cm)
WATER INLET	1/2"	(1.27cm)	HEIGHT	56"-57"	(142.2cm-144.8cm)
DRAIN	2"	(5.1cm)	STANDARD TABLE HEIGHT	34"	(86cm)
OPERATING CYCLE			EST MAXIMUM CLEARANCE HEIGHT FOR DISHES	17"	(43.2cm)
WASH TIME - SEC.	53	53	EST-EXT MAXIMUM CLEARANCE HEIGHT FOR DISHES	20-1/2"	(51.4cm)
RINSE TIME - SEC.	30	30	STANDARD DISHRACK DIMENSIONS	1	1
DWELL	7	7		19-3/4"X19-3/4"	(50X50cm)
TOTAL CYCLE	90	90	WASH PUMP MOTOR HP	1	1
OPERATING CAPACITY			ELECTRICAL RATING	VOLTS	AMPS
RACKS PER HOUR	40	40		115	16
WASH TANK CAPACITY	1.09 GAL.	(4.12 L)	SHIPPING WEIGHT APPROXIMATE	273#	(124 kg)
PUMP CAPACITY	52 GPM	(197 LPM)			
OPERATING TEMPERATURE					
REQUIRED	120°F	(49°C)			
RECOMMENDED	140°F	(60°C)			

Summary Specifications: Models EST/EST-EXT

The Energy Miser model EST low temperature, chemical sanitizing commercial dishwasher meets UL Electrical and ETL Sanitation (NSF Standard 3) standards WITHOUT the use of BOOSTER or TANK HEATERS. Model EST is constructed entirely of stainless steel. Each unit automatically washes, rinses and sanitizes food service utensils in standard 20" x 20" racks. Unit comes with upper and lower stainless steel wash arms. **Note: This machine does not have built-in heaters, therefore produces no steam.**

Available Models: ■ EST-AH Straight (17" Maximum clearance height for dishes) ■ EST-C Corner (17" Maximum clearance height for dishes) ■ EST-AH-EXT (Straight Extended Height) (20-1/2" Maximum clearance height for dishes) ■ EST-C-EXT (Corner Extended Height) (20-1/2" Maximum clearance height for dishes)

Advisory: CMA does NOT endorse "Tankless On-Demand" water heaters for use on CMA Dishmachine products. CMA DOES endorse, and highly recommends, the standard "tank" style water heaters, sized properly to handle each particular facility with their water heating requirements.



CMA Dishmachines 12700 Knott Street, Garden Grove CA 92841 • 800-854-6417 • 714-898-8781 • Fax: 714-895-2141 • www.cmadishmachines.com

CMA reserves the right to modify specifications or discontinue models without prior notification.

PN: 10122.50

© 7-2017 CMA, Inc.

an Ali Group Company



The Spirit of Excellence